




# TOOL 17 – SOCIAL MODEL OF HEALTH WORKSHOP EVALUATION

Group: ..... Trainer: .....




Venue: ..... Date: .....

1. What was your/your group's (delete as appropriate) knowledge of the Social Model of Health before the workshop? Please circle.

 1                      2                      3                       4                      5   
 Not much                      Some                      Average                      Very Good                      Excellent




Please comment:

2. Following the training, how do you rate your awareness and understanding of the Social Model of Health after the workshop? Please circle.

 1                      2                      3                       4                      5   
 Not much                      Some                      Average                      Very Good                      Excellent




Please comment:

3. How confident were you/your group in this topic before the workshop? Please circle.

 1                      2                      3                       4                      5   
 Not much                      Some                      Average                      Very Good                      Excellent

Please comment:

4. After this workshop, how confident do you / your group now feel on this topic?

 1                      2                      3                       4                      5   
 Not much                      Some                      Average                      Very Good                      Excellent

Please comment:

5. Was this workshop beneficial?

Yes  No

If No, how can this workshop be improved in the future?

6. Would you recommend this training to others?

1 

No

2 

Not Sure

3 

Yes

Other comments: